


FB

Lead type, With Conducting Polymer Series

- Low ESR, high ripple current
- Load life for 2000 hours at 105°C

Hi-CAP

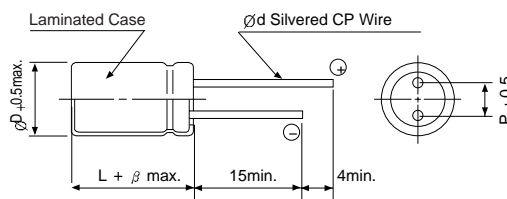
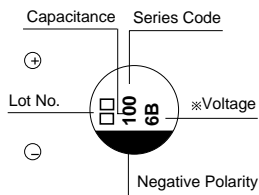


Item	Characteristics	
Operating temperature range	-55 ~ +105°C	
Leakage current max.*	Less than or equal to the value of Table1	
Capacitance tolerance	±20% at 120Hz, 20°C	
Dissipation factor max.	Less than or equal to the value of Table1	
ESR	Less than or equal to the value of Table1	
Temperature characteristics (Impedance ratio at 100kHz)	Z-55°C / Z+20°C	Z+25°C / Z+20°C
	0.75~1.25	0.75~1.25
Load life (after application of the rated voltage for 2000 hours at 105°C, In case of 25WV is applied 20V)	Leakage current	Less than specified value
	Capacitance change	Within ±20% of initial value
	tan δ	Less than 150% of specified value

* In case of some problems for measured values, measure the current after applying rated voltage for 120 minutes at 105°C. The rated voltage should be applied for 4 to 20WV, while 20V should be applied for 25WV.

● DRAWING (Unit : mm)

● PART NUMBER SYSTEM (See Page 50)



Size	ØD	L	P	Ød	β
6.3×6	6.3	5.9	2.5	0.45	1.0
8×6.2	8.0	6.9	3.5	0.60	
10×10	10.0	9.9	5.0	0.60	1.5

※ Voltage mark for 6.3V is "6_J"

※ Gold color case

● DIMENSIONS

µF \ WV	4	6.3	10	16	20	25
6.8						6.3 × 6
10						8 × 6.2
15						
22					6.3 × 6	10 × 10
27				6.3 × 6		
33					8 × 6.2	
39				6.3 × 6		
47					8 × 6.2	
56			6.3 × 6		10 × 10	
68					10 × 10	
82		6.3 × 6		8 × 6.2		
100	6.3 × 6					
120		8 × 6.2	8 × 6.2			
150	6.3 × 6			10 × 10		
220	8 × 6.2					
270			10 × 10			
330	8 × 6.2	10 × 10				
470	10 × 10					
680	10 × 10					

← Case size ØD × L(mm)

CONDUCTING POLYMER ALUMINUM ELECTROLYTIC CAPACITORS

FB series

● Table 1. FB(Lead type) Series Characteristics List

WV	μF	$\varnothing\text{D(mm)}$	L(mm)	ESR($\text{m}\Omega$)max at 20°C, 100~300kHz	Ripple current (mA _{rms}) 45°C, 100kHz	Dissipation factor at 20°C, 120Hz	Leakage current (μA) max after 2 minutes
4	100	6.3	6	40	1810	0.12	200
4	150	6.3	6	40	1810	0.12	300
4	220	8	6.2	35	2560	0.12	440
4	330	8	6.2	35	2560	0.12	660
4	470	10	10	25	3700	0.12	376
4	680	10	10	25	3700	0.12	544
6.3	82	6.3	6	45	1700	0.12	258
6.3	150	8	6.2	35	2560	0.12	472
6.3	330	10	10	25	3700	0.12	416
10	56	6.3	6	45	1700	0.12	280
10	120	8	6.2	35	2560	0.12	600
10	270	10	10	25	3700	0.12	540
16	27	6.3	6	60	1450	0.10	216
16	39	6.3	6	50	1620	0.10	312
16	82	8	6.2	40	2560	0.12	656
16	150	10	10	30	3020	0.12	480
20	22	6.3	6	60	1450	0.10	220
20	33	8	6.2	45	1890	0.12	330
20	47	8	6.2	45	1890	0.12	470
20	56	10	10	40	2400	0.12	224
20	68	10	10	40	2400	0.12	272
25	6.8	6.3	6	80	1200	0.10	170
25	10	8	6.2	60	1500	0.10	250
25	22	10	10	50	2000	0.10	275