


**FW** series Standard, For Audio Equipment



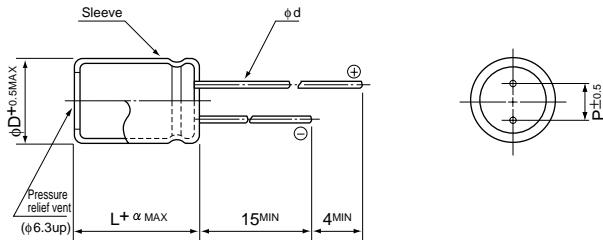
FG High Grade **FW**



## Specifications

Item	Performance Characteristics		
Category Temperature Range	-40 ~ +85°C		
Rated Voltage Range	6.3 ~ 100V		
Rated Capacitance Range	0.1 ~ 33000μF		
Capacitance Tolerance	±20% at 120Hz, 20°C		
Leakage Current	After 1 minute's application of rated voltage, leakage current is not more than 0.03 CV or 4 (μA), whichever is greater. After 2 minutes' application of rated voltage, leakage current is not more than 0.01 CV or 3 (μA), whichever is greater.		
tan δ	For capacitance of more than 1000μF, add 0.02 for every increase of 1000μF. Measurement frequency : 120Hz, Temperature : 20°C		
	Rated voltage (V)	6.3    10    16    25    35    50    63    100	
	tan δ (MAX.)	0.28    0.24    0.20    0.16    0.14    0.12    0.10    0.08	
Stability at Low Temperature	Measurement frequency : 120Hz		
	Rated voltage (V)	6.3    10    16    25    35    50    63    100	
	Impedance ratio	Z-25°C / Z+20°C    5    4    3    2    2    2    2    2	
	ZT / Z20 (MAX.)	Z-40°C / Z+20°C    12    10    8    5    4    3    3    3	
Endurance	After 2000 hours' application of voltage at 85°C, capacitors meet the characteristic requirements listed below.	Capacitance change	Within ±20% of initial value
		tan δ	200% or less of initial specified value
		Leakage current	Initial specified value or less
Shelf Life	After leaving capacitors under no load at 85°C for 1000 hours, they meet the specified value for endurance characteristics listed above.		
Marking	Printed with black color letter on Gold sleeve.		

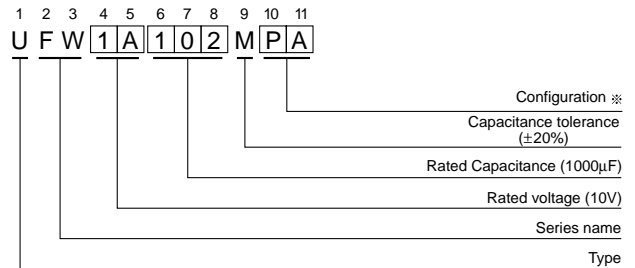
## Radial Lead Type



	(mm)									
φD	5	6.3	8	10	12.5	16	18	20	22	25
P	2.0	2.5	3.5	5.0	5.0	7.5	7.5	10	10	12.5
φd	0.5	0.5	0.6	0.6	0.6	0.8	0.8	1.0	1.0	1.0
β	0.5	0.5	0.5	0.5	0.5	0.5	0.5	0.5	1.0	1.0

α	(φD < 20) 1.5
	(φD ≥ 20) 2.0

## Type numbering system (Example : 10V 1000μF)



※ Configuration

φ D	Sn-Pb finished leadwire PVC sleeve (containing Pb)	Pb-free leadwire Pb-free PET sleeve
5	DA	DD
6.3	EA	ED
8-10	PA	PD
12.5-18	HA	HD
20-25	RA	RD

※ Please contact to us if other configurations are required.

Please refer to page 19, 20, 21 about the formed or taped product spec.  
Please refer to page 3 for the minimum order quantity.

● Dimension table in next page.



## ■ Dimensions

φD×L (mm)

Cap.(μF)	Code	6.3		10		16		25		35		50		63		100	
		OJ		1A		1C		1E		1V		1H		1J		2A	
0.1	0R1											5×11	1.1			5×11	2.1
0.22	R22											5×11	2.4			5×11	4.7
0.33	R33											5×11	3.5			5×11	7.0
0.47	R47											5×11	5.0			5×11	10
1	010											5×11	10			5×11	21
2.2	2R2											5×11	23			5×11	30
3.3	3R3											5×11	35			5×11	40
4.7	4R7											5×11	40			5×11	45
10	100											5×11	65	5×11	70	6.3×11	75
22	220											5×11	95	5×11	100	6.3×11	120
33	330								5×11	105	5×11	120	6.3×11	140	8×11.5	160	
47	470						5×11	115	5×11	120	6.3×11	150	6.3×11	165	10×12.5	210	
100	101			5×11	145	5×11	155	6.3×11	185	6.3×11	200	8×11.5	250	10×12.5	300	10×20	350
220	221			6.3×11	230	6.3×11	250	8×11.5	320	10×12.5	370	10×12.5	410	10×16	470	12.5×25	600
330	331	6.3×11	265	6.3×11	270	8×11.5	360	10×12.5	420	10×12.5	470	10×16	570	10×20	650	12.5×25	750
470	471	6.3×11	310	6.3×11	330	8×11.5	420	10×12.5	530	10×16	630	12.5×20	760	12.5×20	880	16×25	1000
1000	102	8×11.5	530	10×12.5	630	10×16	770	10×20	950	12.5×20	1100	12.5×25	1300	16×25	1300	18×40	1370
2200	222	10×20	980	10×20	1050	12.5×20	1250	12.5×25	1550	16×25	1800	16×35.5	2090	18×35.5	2200	22×50	2400
3300	332	10×20	1170	12.5×20	1420	12.5×25	1700	16×25	1950	16×35.5	2220	18×35.5	2360	20×40	2700	25×50	2900
4700	472	12.5×20	1350	12.5×25	1800	16×25	2100	16×31.5	2360	18×35.5	2490	20×40	2900	22×50	3400		
6800	682	12.5×25	1600	16×25	2150	16×35.5	2500	18×35.5	2590	20×40	3000	22×50	3500	25×50	3500		
10000	103	16×25	2000	16×35.5	2500	18×35.5	2640	20×40	3000	22×50	3700	25×50	4000				
15000	153	16×35.5	2550	18×35.5	2720	20×40	3400	22×50	3800	25×50	4300						
22000	223	18×40	3200	20×40	3700	22×50	4200	25×50	4500								
33000	333	22×50	3900	22×50	4500	25×50	4800										Case size

Rated Ripple (mA rms) at 85°C 120Hz

## ● Frequency coefficient of rated ripple current

Cap.(μF)	Frequency	50Hz	120Hz	300Hz	1kHz	10kHz ~
~ 47		0.75	1.00	1.35	1.57	2.00
100 ~ 470		0.80	1.00	1.23	1.34	1.50
1000 ~ 33000		0.85	1.00	1.10	1.13	1.15